


RALF ZUR LINDE & WOLFGANG SENTKER

FINCA



 franjos[®]

FINCA

2-4 players
10 years and up
45 minutes

Contents:

- 1 gameboard
- 12 windmill blades
- 42 fruit tiles
- 10 finca tiles
- 16 action tiles
- 4 bonus tiles
- 8 donkey carts
- 6 wooden fincas
- 108 fruits
(18 each of figs, almonds, olives, oranges, grapes, and lemons)
- 20 farmers

The components of the "El Razul" expansion (see separate rule booklet) are not needed for the basic game.

1. Place the **gameboard** on the table.

2. Shuffle the **12 windmill blades** face down and place them face up on the spaces of the windmill.



10. Place the **donkey carts** in a stack in the **middle of the windmill**.

The number placed depends on the number of players:

4 players: 8 donkey carts



3 players: 6 donkey carts



2 players: 4 donkey carts



9. Place the **4 bonus tiles** in a stack **next to the gameboard**. Place the tile with the golden 4 on the bottom, then comes the 5, and then the 6, and, finally, on top is the 7.

8. Each player takes **farmers** in his color, depending on the number of players:

4 players: 3 farmers



3 players: 4 farmers



2 players: 5 farmers



3. Shuffle the **42 fruit tiles face down**. Then separate them into **10 stacks of 4 each**. Place **one stack in each region** and turn the **topmost tile face up**. Place the 2 remaining tiles face down in the box without looking at them



4. **Randomly** distribute the **10 finca tiles, 1 per region**, on the community in each region.

5. Place **wooden fincas** next to the gameboard, depending on the number of players:

4 players: 6 fincas

3 players: 5 fincas

2 players: 4 fincas



6. Sort the **fruits** according to type and place them as a general supply next to the gameboard. With 4 players, all 18 fruits per type; with 3 players, 14 fruits per type; and with 2 players, 9 fruits per type.

7. Each player takes the **4 action tiles** in his color.



OBJECT OF THE GAME

The players take the roles of Mallorcan farmers who strive to harvest as many of the island's tropical fruits as possible: figs, almonds, olives, oranges, grapes, and lemons. The players deliver their harvested fruits to the island communities, which have constantly changing requirements during the course of the game. For these deliveries, the players receive victory points. In the end, the player with the most victory points is the winner.

BEGINNING THE GAME

Play begins with the introduction phase. First, the players choose a starting player. He begins the game by placing one of his farmers on any windmill blade and taking exactly one fruit from the supply that matches the fruit that is illustrated on that windmill blade.

The other players follow in clockwise order. Each sets one of his farmers on any windmill blade and takes exactly one fruit from the general supply matching the fruit illustrated on the blade where he placed his farmer.

Several farmer figures may be placed on the same windmill blade. The introduction phase ends when all players have placed all of their farmers and received a fruit for each one. The players place the fruits they take visibly on the table near them (their play areas). This open showing of taken fruits continues throughout the entire game.



Example: **Red** places her farmer on a windmill blade illustrated with a lemon and takes 1 lemon from the supply, placing it in her playing area. Next, **Yellow** places his farmer on a blade with a fig and takes 1 fig, placing it in his playing area. Then, **Blue** places his farmer next to **red's** farmer on the windmill blade with a lemon and takes 1 lemon, placing it in his playing area.

PLAYING THE GAME

Following the introduction phase, the actual game begins. The starting player takes the first turn. After his first turn, play continues in clockwise order until the game ends. On a player's turn, he must choose one of the three following options:

1) Move farmer

The player selects any one of his farmers that is on a windmill blade and moves it in a clockwise direction. Before moving his farmer, the player counts the number of farmers on the blade he is moving from (his and his opponents'). He then moves his farmer exactly as many spaces (blades) as there were farmers on the blade he moved the farmer from. Thus, if a farmer is alone on a blade, he moves only 1 space - to the next blade. If the farmer shares the blade with one other farmer, he moves 2 spaces (blades). And so on, for 3 or more farmers on a blade.

After the player moves his farmer, he counts the farmers (his and his opponents') on the windmill blade where he ended his move. He then takes this number of fruits from the supply, placing them in his playing area. The kind of fruit taken is shown by the illustration on the blade where he ended his move.



Example: **Green** moves his farmer from the windmill blade with oranges. Three farmers are standing on the space he is starting from, so **Green** must move his farmer 3 spaces clockwise. He ends his move on the windmill blade with almonds; there are now three farmers there. He takes 3 almonds from the supply and ends his turn .



If the supply does not have a sufficient number of fruits of the kind the player is allowed to take, all players (including the player taking fruit) must return all fruits of this kind back into the supply. The player then takes the number of fruits of this kind he is allowed from the supply.

Example: **Green** may take 3 almonds from the supply. However, there are now only 2 in the supply. Therefore, all players, including **Green**, return all the almonds they have to the supply so that there are now all almonds in the supply. Now, **Green** takes 3 almonds from the supply

When a player moves his farmer past one of the two dividing lines of the windmill (see example below), the player also takes one donkey cart from the center of the windmill, placing it in his playing area.



Example: The **Blue** farmer stands alone on a windmill blade with almonds. He moves 1 space forward clockwise to the blade with figs, crossing the **dividing line** as he does so takes 2 figs from the supply and 1 donkey cart from the center of the windmill, placing all 3 in his playing area.





If there are no more donkey carts in the center of the windmill, all players, including the player who moved his farmer, must return all donkey carts to the center of the windmill. The player then takes the donkey cart he is entitled to.

Example: **Blue** may take a donkey cart, because he crossed the dividing line of the windmill. However, there are no more donkey carts in the center of the windmill. Thus, all players, including **Blue**, must return all their donkey carts to the center of the windmill, so that all donkey carts are back in the center. Now, **Blue** takes 1 donkey cart from the center of the windmill, placing it in his playing area.

Rare case: When a farmer crosses both dividing lines because there are more than 6 farmers on the wind-mill blade he moves from, the player takes 2 donkey carts.

2) Deliver fruit

By moving the farmers on the windmill blades, the players take fruits and donkey carts. Later, players can use the donkey carts to deliver fruits to the communities. What fruits each community wants is shown on the face-up fruit tile in each community.

 This symbol  on fruit tiles indicates that **any single kind of fruit** can be used to fulfill the fruit requirements of the tile. The player must supply the number of fruits shown.

Examples of fruit tiles (showing how many of which fruits the community wants):



During his turn, the player can deliver fruits to one or more communities; however the maximum number of fruits a player can deliver in a turn is 6 fruits. In order to deliver, the player first returns one of his donkey carts to the center of the windmill. Then, he places the fruits required by the communities in question on the fruit tiles of these communities. The player must place exactly the fruits required - no more and no less. He is, however, limited to delivering a maximum of 6 fruits in a single turn.

After the player has delivered all the fruits he wants, he places the delivered fruits back in the supply and takes the tiles they rested on, placing them face up in his playing area. The player may take the delivered fruit tiles in any order. Then, he turns over the top-most tile on each stack that he removed a tile from. Thus, during the game, these stacks become smaller and smaller, but not necessarily at the same rate. So, some stacks will be exhausted before others.

Example: The player returns one of his donkey carts to the center of the windmill and delivers the following 6 fruits: 1 fig to Artà, 1 olive to Vilafranca, and 4 lemons to Son Servera. He first places the fruits on the fruit tiles on the indicated communities. Then, he moves the 6 fruits into the supply from those communities and takes the 3 fruit tiles from the tops of the stacks on those communities.

Finally, he turns over the topmost tile in each of these stacks.




When a player takes the last fruit tile from a community, the finca tile for this community is immediately assigned to a player. To determine which player gets the finca tile, each player counts the fruits of this kind he has on the fruit tiles he has collected in his playing area. The player who has the most fruits of that kind on his fruit tiles takes the finca tile. If two or more players tie with the most, the finca tile is returned to the box with no player taking it. For example, if the finca tile shows figs, all players count their figs. After the finca tile is assigned or returned to the box, the player places a wooden finca on the community to show that the finca tile has been taken.



Example: In Artà, the last fruit is taken so the finca tile there is immediately assigned. Each player counts the number of oranges on the fruit tiles he/she has in his/her playing area. **Green** has 4 oranges, **Yellow** has 1 orange, and **Red** has 6 oranges. Since **Red** has the most oranges, she takes the Artà finca tile and places it face up in her playing area. After this assignment of the finca tile, the player places a wooden finca on the community.

There are also finca tiles with 2 kinds of fruit (e. g., figs and almonds). When such a tile is to be assigned, the players count all fruits of these two kinds on the fruit tiles in their playing areas and sum the two to determine who has the most. E. g., the player who has the most figs and almonds together takes the tile.



One of the 10 finca tiles shows this fruit  symbol. When this finca tile is to be assigned, the players sum the values on all the (?) fruit tiles collected in their playing areas. The player who has the highest total on his (?) fruit tiles takes the finca tile. As with the other finca tiles, if two or more players tie with the most total fruits, no player takes the finca tile and it is returned to the box.



After the assignment of a finca tile, the player places a wooden finca on the community. This is to clearly indicate that no more fruits can be delivered to this community. Additionally, the placement of the last wooden finca signals the end of the game.

3.) Use action tile

Each player has 4 action tiles. A player may use one action tile during a turn, but may use each tile only once in the game. After using a tile, the player returns it to the box.

The action tiles have the following uses:



Double move on the windmill: The player moves one of his farmer figures and collects fruits on the windmill. Right after that, he may again move a farmer figure on the windmill and collect fruit; he can either move the figure he used before or another one of his farmers. This way, it can occur that the player obtains even more than 1 donkey cart.



Gust of wind: The player may place one of his farmers on any blade of the windmill. Then, he takes the allowed number of fruits. However, the player may not take a donkey cart, regardless of how far he moves the farmer.





Large donkey cart: The player may make a delivery of up to 10 fruits by using this special donkey cart. When a player uses the large donkey cart, he does not use a normal donkey cart.



One fruit less: When using the tile, the player has to give up one donkey cart. The player may deliver 1 fruit less than required. Thus, he may take tiles totaling to 7, since he is actually only delivering 6 fruits.

A player cannot take a fruit tile with just one fruit by delivering 0 fruits of that kind.

Note: A player may use only 1 action tile in a turn!

Bonus tiles

The first player to collect 6 fruit tiles with the values 1 to 6, immediately takes the bonus tile with the value 7 on top of the stack of bonus tiles. The next player to do this takes the next tile (with the value 6), and so on until all 4 bonus tiles are taken. A player may take a second bonus tile if he collects a second set of six tiles, valued 1 to 6.



GAME END

The game ends after somebody has placed the last wooden finca on the board. The player finishes his turn. Then, the players count their victory points. The player with the most victory points is the winner.

The players get victory points for:

- the values on the collected fruit tiles,
- each finca tile, worth 5 points,
- each unused action tile, worth 2 points,
- the value of the bonus tiles.

If players tie with the most victory points, the player among them with the most fruits in his playing area is the winner. If there is still a tie, those tied rejoice in their shared victory.

Special case: When a player places the last wooden finca, the player finishes his turn, which may include the assignment of additional finca tiles, even though there are no more wooden fincas to place.

At the end of the player's turn, the game ends.

Example: Red has collected the following tiles:

	26 points
	10 points
	2 points
	7 points

	45 points